

National Survey of Student Engagement (NSSE) 2002

Prepared by the Office of Institutional
Research



What is the NSSE?

(pronounced “nessie”)

- College student survey that assesses the extent to which students engage in educational practices associated with high levels of learning and development
- NSSE is supported by a grant from [The Pew Charitable Trusts](#)
- Co-sponsored by The [Carnegie Foundation for the Advancement of Teaching](#) and [The Pew Forum on Undergraduate Learning](#)
- In 2002, over 367 four-year institutions participated and 115,000 first-year and senior students completed the survey

-
- The following presentation looks at how Samford students responded to some of the questions related to:
 - Academic and Intellectual Experiences
 - Reading and Writing
 - Enriching Educational Experiences
 - Time Usage
-

Academic and Intellectual Experiences

		Never	Sometimes	Often	Very Often
Asked questions	<i>Master's</i>	2%	27%	33%	39%
	<i>Samford</i>	1%	17%	34%	48%
Worked with classmates outside class	<i>Master's</i>	7%	36%	35%	23%
	<i>Samford</i>	3%	20%	46%	31%
Community-based project for class	<i>Master's</i>	59%	29%	8%	4%
	<i>Samford</i>	40%	37%	13%	11%
Discussions with faculty outside class	<i>Master's</i>	28%	48%	17%	8%
	<i>Samford</i>	26%	43%	19%	12%
Prompt feedback	<i>Master's</i>	4%	32%	45%	20%
	<i>Samford</i>	2%	27%	44%	27%

Academic and Intellectual Experiences

		Never	Sometimes	Often	Very Often
Asked questions	Master's	2%	27%	33%	39%
	Samford	1%	17%	34%	48%
Worked with classmates outside class	Master's				23%
	Samford				31%
Community-based project for class	Master's	35%	25%	3%	4%
	Samford	40%	37%	13%	11%
Discussions with faculty outside class	Master's	28%	48%	17%	8%
	Samford	26%	43%	19%	12%
Prompt feedback	Master's	4%	32%	45%	20%
	Samford	2%	27%	44%	27%

Samford seniors report all of these activities more often than freshmen, except when it comes to community-based projects.

Reading and Writing

		None	1-4	5-10	11-20	21 or More
Number of papers with fewer than 5 pages	Master's	7%	29%	27%	21%	16%
	Samford	4%	33%	30%	18%	15%
Between 5 and 19 pages	Master's	8%	42%	32%	14%	5%
	Samford	8%	40%	37%	12%	4%
20 or more pages	Master's					1%
	Samford					1%

About 1/3 of Samford students report writing 1 to 4 five-page papers and another 1/3 report writing 5 to 10 five-page papers.

Reading and Writing

		None	1-4	5-10	11-20	21 or More
Number of papers with fewer than 5 pages	<i>Master's</i>	7%	29%	27%	21%	16%
	<i>Samford</i>	4%	33%	30%	18%	15%
Between 5 and 19 pages	<i>Master's</i>	8%	42%	32%	14%	5%
	<i>Samford</i>	8%	40%	37%	12%	4%
20 or more pages	<i>Master's</i>	48%	44%	6%	2%	1%
	<i>Samford</i>	44%	44%	10%	1%	1%

Slightly more than 1/3 of Samford students report writing 1 to 4 five to nineteen page papers and about the same report writing 5 to 10 five to nineteen page papers.

Reading and Writing

		None	1-4	5-10	11-20	21 or More
Number of papers with fewer than 5 pages	Master's	7%	29%	27%	21%	16%
	Samford	4%	33%	30%	18%	15%
Between 5 and 19 pages	Master's	8%	42%	32%	14%	5%
	Samford	8%	40%	37%	12%	4%
20 or more pages	Master's	48%	44%	6%	2%	1%
	Samford	44%	44%	10%	1%	1%

About half of Samford students and students nationally report having no papers over 20 pages.

Reading and Writing

		None	1-4	5-10	11-20	21 or More
Number of papers with fewer than 5 pages	<i>Master's</i>	7%	29%	27%	21%	16%
	<i>Samford</i>	4%	33%	30%	18%	15%
Between 5 and 19 pages	<i>Master's</i>	8%	42%	32%	14%	5%
	<i>Samford</i>	8%	40%	37%	12%	4%
20 or more pages	<i>Master's</i>	48%	44%	6%	2%	1%
	<i>Samford</i>	44%	44%	10%	1%	1%

Samford seniors reported writing more papers that were over 20 pages and less than 5 pages in length than did freshmen. Freshmen reported writing more 5 to 19 page long papers than did seniors.

Enriching Educational Experiences

		Yes	No	Undecided
Have done or plan to do practicum, internship, etc	Master's	72%	22%	6%
	Samford	80%	19%	1%
Have done or plan to do research project with faculty	Master's	23%	66%	11%
	Samford			4%

More Samford students report having done or planning to do internships, practicums, etc., as compared to Master's institutions nationally.

Enriching Educational Experiences

		Yes	No	Undecided
Have done or plan to do practicum, internship, etc	Master's	72%	22%	6%
	Samford	80%	19%	1%
Have done or plan to do research project with faculty	Master's	23%	66%	11%
	Samford	24%	72%	4%

Only one-fourth of students at Samford and nationally report that they have or plan to do research with a faculty member. However, more Samford students report that they do not plan to do such research.

Time Usage

		0	1-10	11-20	21 or More
Preparing for Class	<i>Master's</i>	1%	45%	32%	22%
	<i>Samford</i>	1%	52%	32%	15%
Working for pay on campus	<i>Master's</i>	68%	18%	11%	4%
	<i>Samford</i>	71%	18%	11%	0%
Working for pay off campus	<i>Master's</i>	42%	18%	11%	29%
	<i>Samford</i>	43%	22%	11%	24%
Extracurricular activities	<i>Master's</i>	41%	44%	10%	5%
	<i>Samford</i>	12%	59%	17%	12%
Relaxing and socializing	<i>Master's</i>	1%	52%	31%	16%
	<i>Samford</i>	0%	53%	33%	15%

Samford students spend less time preparing for class than the average Master's

Time Usage

		0	1-10	11-20	21 or More
Preparing for Class	Master's	1%	45%	32%	22%
	Samford	1%	52%	32%	15%
Working for pay on campus	Master's	68%	18%	11%	4%
	Samford	71%	14%	13%	4%
Working for pay off campus	Master's	42%	12%	18%	29%
	Samford	43%	21%	21%	16%
Extracurricular activities	Master's	41%			5%
	Samford	12%			12%
Relaxing and socializing	Master's	1%			16%
	Samford	0%			15%

Samford students are similar to the national average in that about 1/3 report working on campus. The hours worked are also similar.

Time Usage

		0	1-10	11-20	21 or More
Preparing for Class	Master's	1%	45%	32%	22%
	Samford	1%	52%	32%	15%
Working for pay on campus	Master's	68%	18%	11%	4%
	Samford	71%	14%	13%	4%
Working for pay off campus	Master's	42%	12%	18%	29%
	Samford	43%	21%	21%	16%
Extracurricular activities	Master's	41%	44%	10%	5%
	Samford				
Relaxing and socializing	Master's				
	Samford				

Samford students are similar to the national average in that about 57% of students report working off campus. However Samford students work fewer hours than the average.

Time Usage


		0	1-10	11-20	21 or More
Preparing for Class	Master's	1%	45%	32%	22%
	Samford	1%	52%	32%	15%
Working for pay on campus	Master's	68%	18%	11%	4%
	Samford	71%	14%	13%	4%
Working for pay off campus	Master's	42%	12%	18%	29%
	Samford	43%	21%	21%	16%
Extracurricular activities	Master's	41%	44%	10%	5%
	Samford	12%	59%	17%	12%
Relaxing and socializing	Master's				
	Samford				

41% of Master's students nationally report spending ZERO hours in extracurricular activities as opposed to only 12% of students.

Time Usage

		0	1-10	11-20	21 or More
Preparing for Class	Master's	1%	45%	32%	22%
	Samford	1%	52%	32%	15%
Working for pay on campus	Master's				
	Samford				
Working for pay off campus	Master's				
	Samford				
Extracurricular activities	Master's	41%	44%	10%	5%
	Samford	12%	59%	17%	12%
Relaxing and socializing	Master's	1%	52%	31%	16%
	Samford	0%	53%	33%	15%

Samford students display very similar patterns in terms of the amount of time spent relaxing and socializing with the majority reporting between 1 to 10 hours and 1/3 reporting 11 to 20 hours.



Time Usage

		0	1-10	11-20	21 or More
Preparing for Class	Master's	1%	45%	32%	22%
	Samford	1%	52%	32%	15%
Working for pay on campus	Master's	68%	18%	11%	4%
	Samford	68%	18%	11%	4%
Working for pay off campus	Master's	29%	16%	16%	16%
	Samford	29%	16%	16%	16%
Extracurricular activities	Master's	41%	44%	10%	5%
	Samford	12%	59%	17%	12%
Relaxing and socializing	Master's	1%	52%	31%	16%
	Samford	0%	53%	33%	15%

Samford freshmen spent more time than Samford seniors preparing for class, participating in co-curricular activities, and relaxing and socializing.

Time Usage

		0	1-10	11-20	21 or More
Preparing for Class	Master's	1%	45%	32%	22%
	Samford	1%	52%	32%	15%
Working for pay on campus	Master's	68%	18%	11%	4%
	Samford	15%	27%	27%	4%
Working for pay off campus	Master's	15%	27%	27%	29%
	Samford	15%	27%	27%	16%
Extracurricular activities	Master's	41%	44%	10%	5%
	Samford	12%	59%	17%	12%
Relaxing and socializing	Master's	1%	52%	31%	16%
	Samford	0%	53%	33%	15%

Samford seniors spent more time than Samford freshmen working for pay both on and off campus.

NSSE Benchmarks

Benchmarks of Effective Educational Practice

Level of Academic Challenge

Active & Collaborative Learning

Student Faculty Interaction

Enriching Educational Experiences

Supportive Campus Environment

NSSE developed five indicators, or benchmarks, of effective educational practices to represent the multi-dimensional nature of student engagement at the institutional, sector, and national levels

NSSE Benchmarks

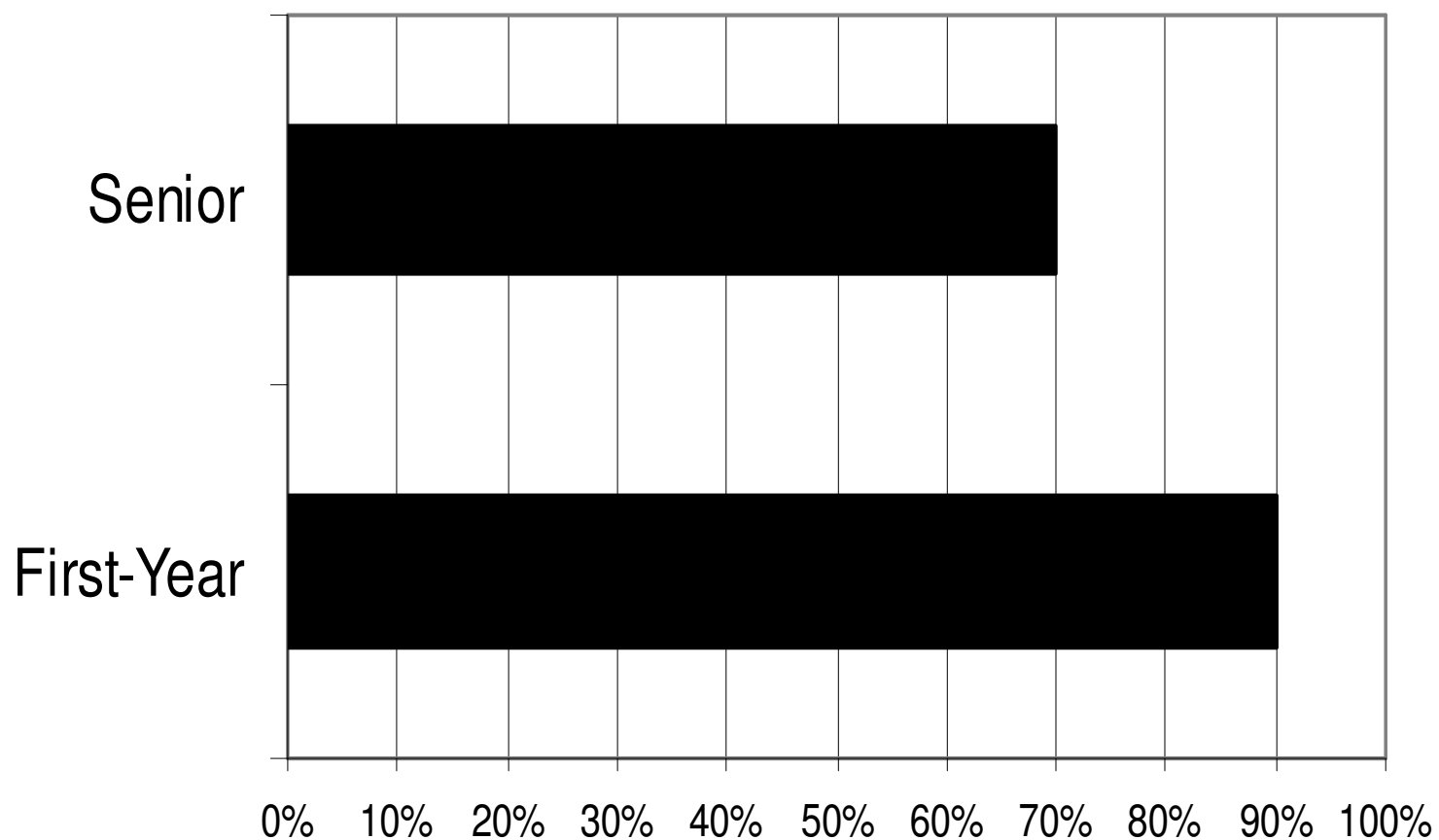
- The following information summarizes how Samford performed with regard to the 5 NSSE Benchmarks of Effective Educational Practice
- It compares Samford to 258 other Master's level institutions.
- Examples of Master's level institutions participating in NSSE include: Rollins, University of Richmond, Drake, Villanova, Loyola Marymount, Abilene Christian
- Information is broken out by first-year students and seniors

Level of Academic Challenge

- ***Includes...***

- Time spent preparing for courses
- Number of assigned books
- Number and length of written papers
- Coursework emphasizing analysis of the basic elements of an idea
- Coursework emphasizing the making of judgments about the value of information, arguments, and methods
- Campus environment emphasizing time studying and on academic work

Samford Percentile Rank Compared to Other Master's Institutions

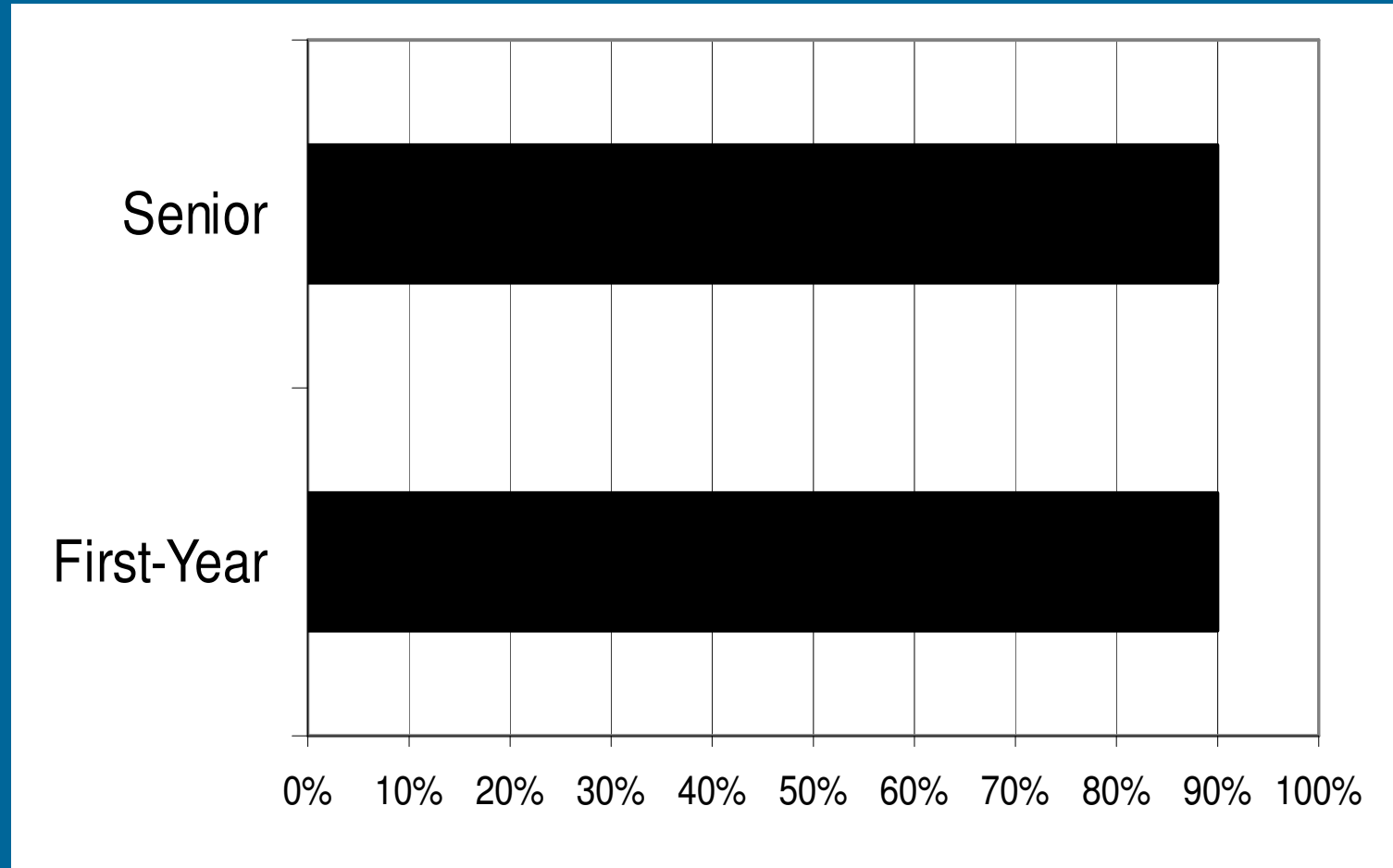


Active and Collaborative Learning

- ***Includes...***

- ❑ Asked questions in class
- ❑ Made a class presentation
- ❑ Worked with classmates outside of class
- ❑ Participated in a community-based project as a part of a regular course
- ❑ Discussed ideas from your readings or classes with others outside of class

Samford Percentile Rank Compared to Other Master's Institutions

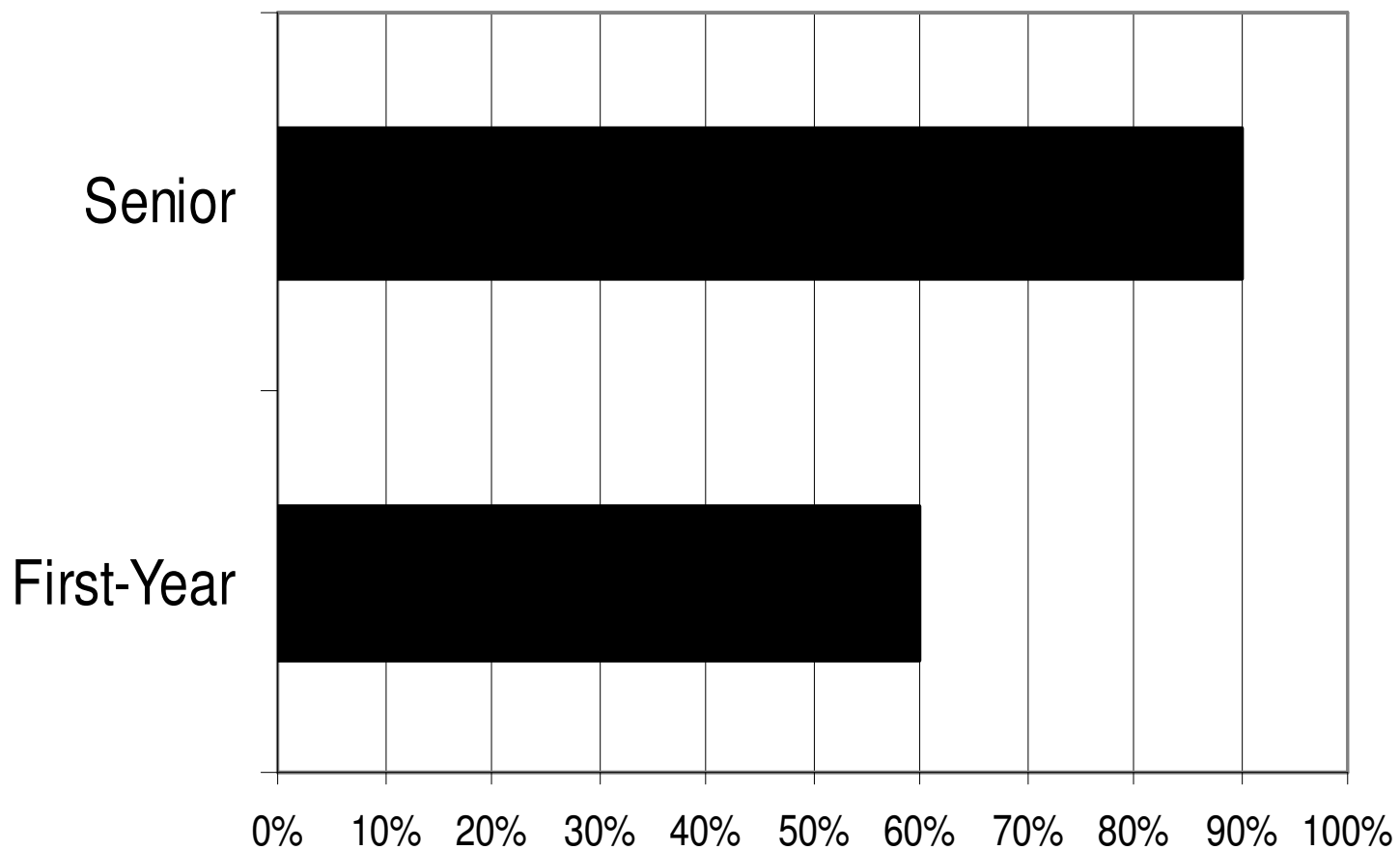


Student Faculty Interactions

- ***Includes...***

- Discussed grades or assignments with an instructor
- Talked about career plans with instructor or advisor
- Discussed ideas from readings or classes with faculty outside of class
- Received prompt feedback from faculty on your academic performance

Samford Percentile Rank Compared to Other Master's Institutions

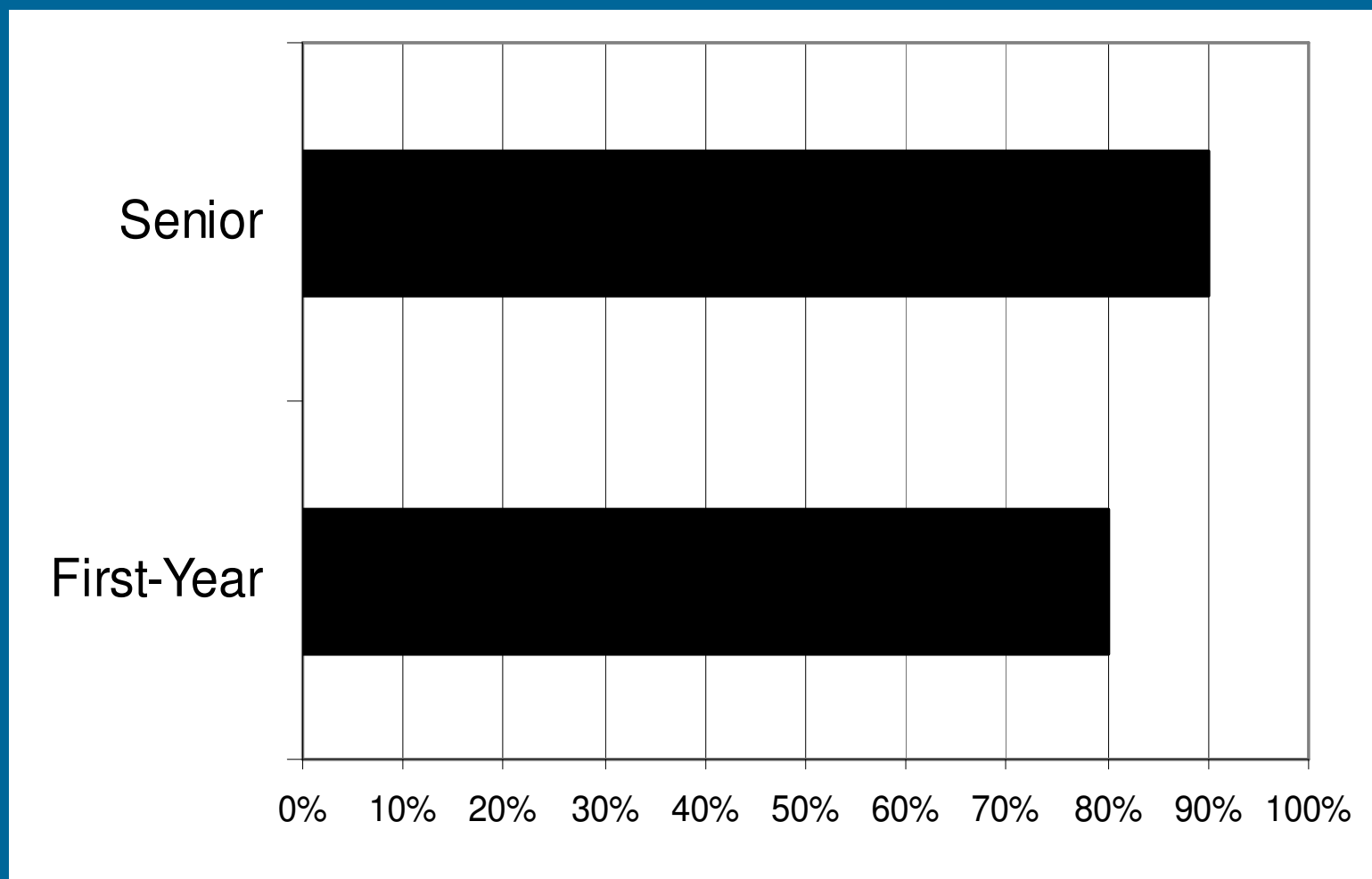


Enriching Educational Experiences

- ***Includes...***

- Participating in co-curricular activities
- Practicum, internships, etc.
- Community service
- Study abroad
- Culminating senior experience
- Serious conversations with a student of a different race or ethnicity

Samford Percentile Rank Compared to Other Master's Institutions



Supportive Campus Environment

- ***Includes...***

- ❑ Campus environment provides support you need to succeed academically
- ❑ Campus environment helps you cope with non-academic responsibilities
- ❑ Quality of relationships with other students
- ❑ Quality of relationships with faculty members
- ❑ Quality of relationships with administrative personnel and offices

Samford Percentile Rank Compared to Other Master's Institutions

